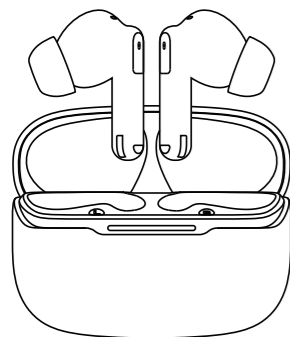
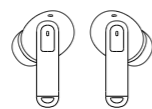


UPUTSTVO THUNDER | 38.185



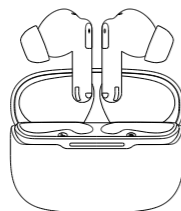
Pažljivo pročitajte ovo uputstvo pre upotrebe

Dvojni režim



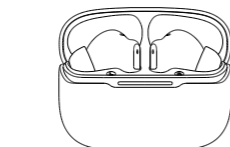
Korak 1

Izvadite obe slušalice iz pakovanja;



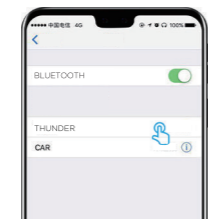
Korak 3

Otvorite kutiju za punjenje, slušalice će početi da trepću belim svetlom sporije nakon 3-5 sekundi (ako neprestano trepću belim svetlom, pritisnite desnu slušalicu 6 puta i sačekajte da počne da trepće belim svetlom sporije);



Korak 2

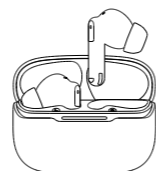
Stavite obe slušalice u kutiju za punjenje i puniti kutiju 30 minuta, zatim pređite na korak 3;



Korak 4

Uključite Bluetooth na uređaju i potražite „THUNDER“ da biste se povezali.

Pojedinačni režim/Funkcije

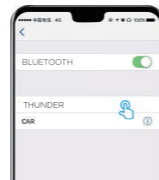


Korak 1

Izvadite jednu od slušalica iz kutije za punjenje;

Korak 2

Uključite Bluetooth na uređaju i potražite „THUNDER“ da biste se povezali. Napomena: slušalice će se automatski povezati sa telefonom ako su već bile povezane ranije.



Dug pritisak

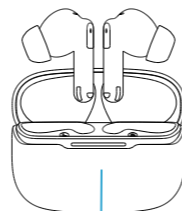


Kratak pritisak

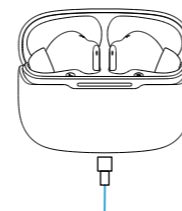
Kratak pritisak

1 klik	Reprodukuj / pauziraj	1 klik	Reprodukuj / pauziraj
2 klika	Primi / završi poziv	2 klika	Primi / završi poziv
3 klika	Poslednja pesma	3 klika	Sledeća pesma
2 klika	Povećaj jačinu zvuka	2 klika	Smanji jačinu zvuka
5 klikova	Režim igre / muzike	5 klikova	Režim igre / muzike

Punjenje Molimo koristite originalni kabl za punjenje. Brzo punjenje nije dozvoljeno.



Indikator na futrola će svetleti belo kada se futrola zatvori. Kada se potpuno napuni, svetlo će se ugasi.



LED svetlo treperi belom bojom dok se futrola puni. Kada se potpuno napuni, svetlo će ostati upaljeno u beloj boji.

Slušalice
Vreme punjenja: 1h

Input: 5V300MA
Output: 5V200MA

Kučiče
Vreme punjenja: 1.5-2h

Postupak u slučaju greške

Ako se tokom korišćenja ovog proizvoda pojavi neki od sledećih problema, možeš ih samostalno rešiti:

1. Leva i desna slušalica se ne povezuju međusobno Izvadi slušalice iz kutije za punjenje, dve slušalice stalno trepere naizmenično crveno i plavo ili se na telefonu pojavljuju dva Bluetooth naziva "THUNDER".
Rešenje: Isključi obe slušalice, obriši vezu „THUNDER“ iz liste povezanih uređaja na telefonu ili drugim Bluetooth uređajima. Zatim brzo šest puta klikni na desnu slušalicu, nakon 2-3 sekunde obe slušalice će polako treptati belom svetlošću, što znači da su se uspešno povezale.

2. Radi samo jedna slušalica
Kada je telefon povezan, radi samo jedna slušalica, dok druga treperi belim svetlom ili ne svetli uopšte.
Rešenje: Obrisi vezu „THUNDER“ iz liste Bluetooth uređaja na telefonu ili drugim uređajima. Vрати обе слушалice u kutiju za punjenje, zatvori kutiju, a zatim izvadi slušalice ponovo. Ako obe slušalice trepere belim svetlom, brzo šest puta klikni na desnu slušalicu. Nakon 2-3 sekunde obe će polako treptati belom, što znači da su se uspešno povezale. Zatim uključi Bluetooth na telefonu i potraži „THUNDER“ za povezivanje.

3. Slušalice se ne mogu povezati sa telefonom
Rešenje: Isključi slušalice i isključi Bluetooth na telefonu, zatim uključi slušalice i uključi Bluetooth na telefonu, pa ponovo potraži Bluetooth uređaj „THUNDER“.

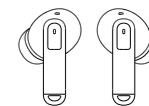
Ako su slušalice ranije bile povezane sa telefonom, samo pronađi „THUNDER“ u Bluetooth listi i poveži se.

Ako je potrebno, obriši zapis „THUNDER“ iz liste Bluetooth uređaja na telefonu, pa ponovo potraži „THUNDER“ i poveži se.

Specifikacije

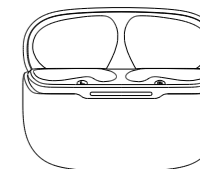
Slušalice:

Bluetooth verzija: JL 5.4
Domet: 10 m
Baterija: 35 mAh
Vreme punjenja: 1 sat
Vreme reprodukcije: 6-7 sati
Težina: 8 g

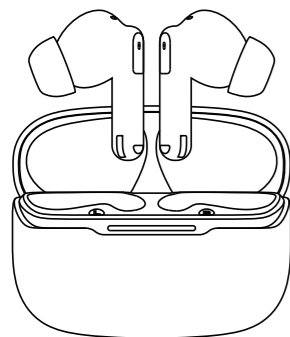


Kučiče:

Baterija: 450 mAh
Vreme punjenja: 2 sata
Ulaz: 5V 300mA
Izlaz: 5V 200mA
Dimenzije: 60,7 x 47,7 x 26,6 mm
Težina: 32,5 g

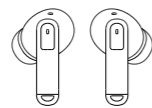


USER MANUAL THUNDER | 38.185



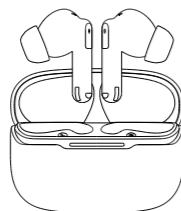
Please read this manual carefully before using

Twin Mode



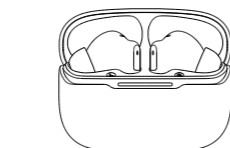
Step 1

Take two earbuds out of the package;



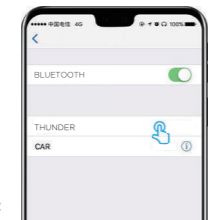
Step 3

Open the charging case, the earbuds will flash white light slowly after 3-5 seconds (if always flash white light, please click the right earbuds, wait until it's flash white light slowly);



Step 2

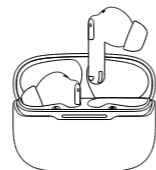
Put two earbuds in the charging case, and charge the case 30 minutes, then go to step 3;



Step 4

Turn on the Bluetooth on device and search "THUNDER" to connect.

Single Mode / Functions

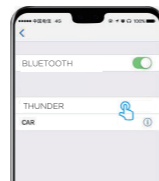


Step 1

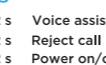
Take out any one of the earbuds from charging case

Step 2

Turn on the Bluetooth on device and search "THUNDER" to connect
Remark: the earbuds will be connected automatically with mobile if it has been connected before



Long Press

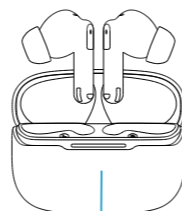


Short Press

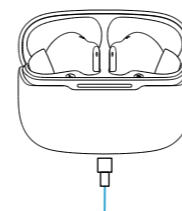
Short Press

1 click	Play / pause	1 click	Play / pause
2 click	Receive / hang up call	2 click	Receive / hang up call
3 click	Last music	3 click	Next music
2 click	increase volume	2 click	decrease volume
5 click	game/music mode	5 click	game/music mode

Charge Please use the original charging cable. Fast charging are prohibited.



The case indicator will light up in white when close the charging case. Once full charged, it will light off.



Lead flash white light when charging case be charger. Once full charged, it will keep the white light on.

Earbuds
Full charge time: 1h

Input: 5V300MA
Output: 5V200MA

Charging case
Full charge time: 1.5-2h

Fault handling

If any of the following conditions occur while using this product, it can be resolved independently,

1.Left & Right earbud can not pairing with each other
Take out the earbuds from charging case, two earbuds always flash red and blue or there are two bluetooth name of THUNDER on the mobile
Solution: Turn off both earbuds, delete the connection record THUNDER displayed in the connection list of the phone or other bluetooth devices. Then click the right earbud quickly, after 2-3s,both earbuds will flash white slowly, that means they have paired with each other successfully.

2.Only one earbud working
When connected the mobile,only one earbud working, and the other one flashes white light, or no light flashes.
Solution: Delete the connection record THUNDER played in the connection list of the phone or other bluetooth devices. Put two earbuds back into the case, close the case and then tuck out the earbuds. If both earbuds flash white light, pls click the right earbud quickly, after 2-3s, both earbuds will flash white light slowly,that means they have paired with each other successfully. Then open the mobile bluetooth to search "THUNDER" to connect.

3.Earbuds can not be connected with mobile Solution:
1.Turn off the earbuds and turn off the bluetooth on mobile, then turn on earbuds and turn on bluetooth on mobile, to search the bluetooth name THUNDER again.

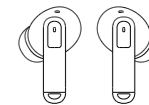
2.If the earbuds has been connected by the mobile before, then just need to find the bluetooth name in the bluetooth list, and connected.

3.Delete the bluetooth list record on mobile, then search THUNDER to connect.

Specifications

Earbuds:

Bluetooth version: JL 5.4
Distance: 10m
Battery: 35 mAh
Full charge time: 1 hours
Play time: 6-7 hours
Weight: 8g



Charging case:

Battery: 450 mAh
Full charge time: 2 hours
Input: 5V300MA
Output: 5V200MA
Size: 60.7 x 47.7 x 26.6
Weight: 32.5 g

